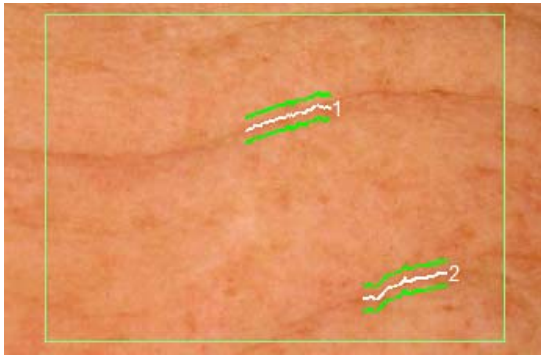


# Analyse the Appearance of Wrinkles

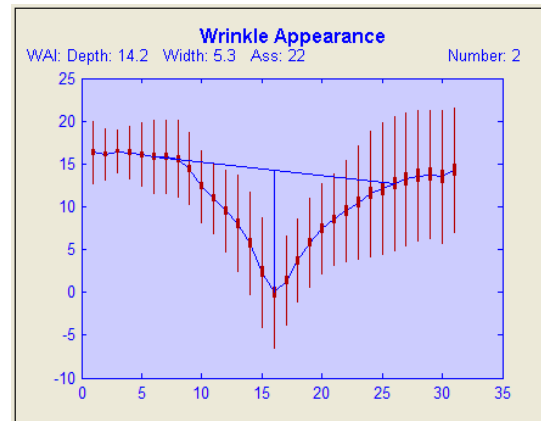
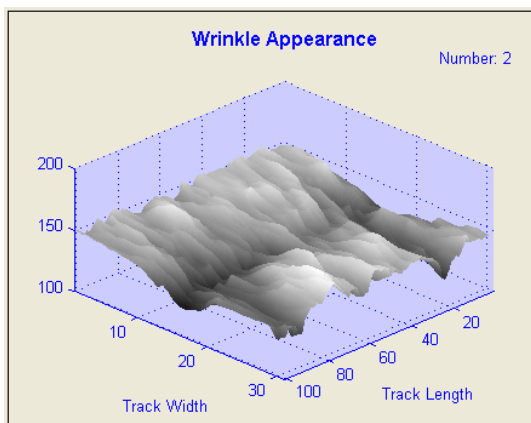
Take a photo, select a wrinkle and let the system calculate critical appearance parameters

Step 1. Take a photo.



Step 2. Track wrinkles automatically.

Step 3. Display the wrinkle appearance parameters width, depth and asymmetry.



Step 4. Display the wrinkle profile.

*WheelsBridge*

PIONEERS IN TISSUE VIABILITY IMAGING



WheelsBridge AB, Lövsbergsvägen 13, S-589 37 Linköping, Sweden  
Phone: +46-708-765-190, E-mail: info@wheelsbridge.se, WEB-site: www.wheelsbridge.se